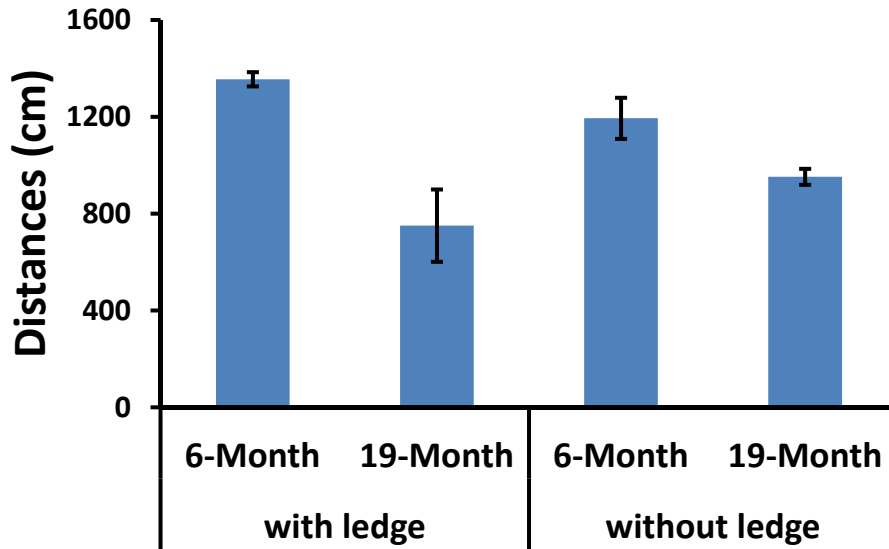
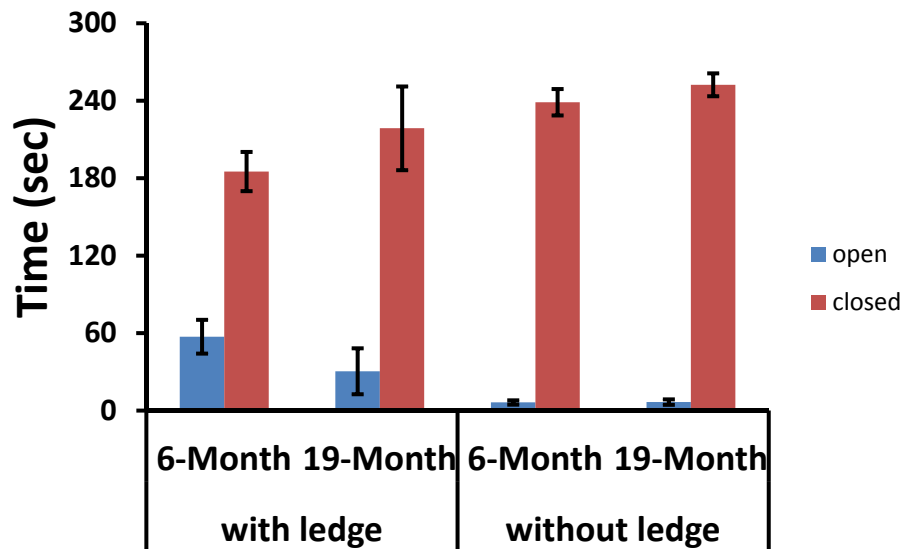


C57BL/6J male mice			Distance moved	All In zone	All In zone	All In zone	All In zone		
			center-point	CA / center-point	CA / center-point	OA / center-point	OA / center-point	Percentage time in closed arm	Percentage time in open arm
			Total	Frequency	Cumulative Duration	Frequency	Cumulative Duration		
			cm		s		s	C/C+O	O/C+O
With ledge	control 1	Trial 1	1414.06	17	205.356	7	54.3589	79.06978	20.93022
	control1	Trial 3	1331.67	16	155.428	13	81.1841	65.688948	34.311052
	control1	Trial 4	1320.2	21	194.847	7	36.1731	84.342012	15.657988
	aged	Trial 2	813.063	12	233.75	4	21.8233	91.461041	8.5389593
	aged	Trial 3	466.448	4	265.756	2	4.93872	98.175539	1.8244611
aged	Trial 4	972.656	13	156.595	12	64.6668	70.773627	29.226373	
Without ledge	control1	Trial 1	1201.84	16	237.95	6	7.67473	96.875425	3.1245754
	control1	Trial 2	1043.45	16	256.999	3	8.44205	96.819614	3.180386
	control1	Trial 1	1337.19	19	221.564	3	3.0365	98.648044	1.351956
	aged	Trial 2	956.678	15	233.488	6	11.7462	95.210211	4.7897887
	aged	Trial 3	842.741	14	239.516	4	9.40978	96.219845	3.7801549
	aged	Trial 4	969.433	16	265.976	4	3.00311	98.883516	1.1164845
	aged	Trial 5	1049.95	15	279.926	2	0.734101	99.738438	0.2615623
	aged	Trial 6	943.405	19	243.015	4	8.44195	96.642785	3.3572148

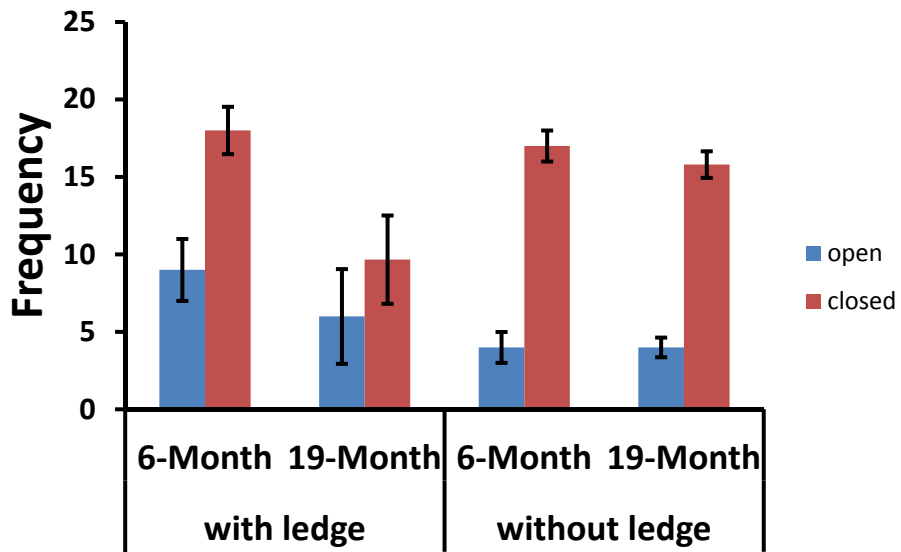
Distances (cm)



Time in each arm (sec)



Arm entries



Percent of time

